

Fixed Premium  
Insurance from North

Sunderland  
Marine



# Safe Out, Safe Home



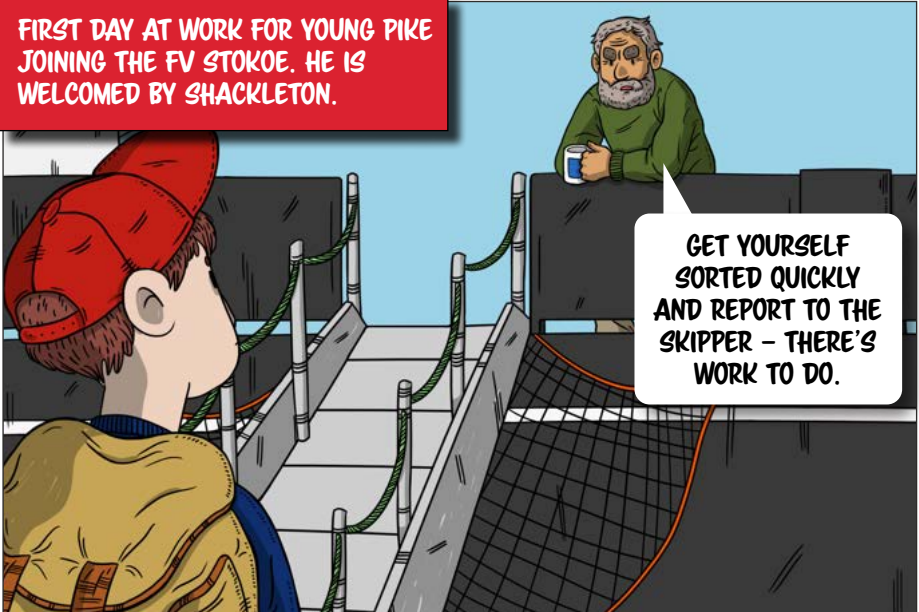
## A safety guide for new fishing crew

A Loss Prevention Guide from Sunderland Marine.




# Joining the boat for the first time – time to get familiar...

FIRST DAY AT WORK FOR YOUNG PIKE JOINING THE FV STOKOE. HE IS WELCOMED BY SHACKLETON.



GET YOURSELF SORTED QUICKLY AND REPORT TO THE SKIPPER – THERE'S WORK TO DO.

PIKE MEETS HIS CABIN MATE BRAMBLE.



THIS IS MY FIRST TIME AT SEA. I'M A BIT NERVOUS, ESPECIALLY AFTER WATCHING THOSE REALITY TV PROGRAMMES ON FISHING.


NOTHING TO WORRY ABOUT – I'VE BEEN DOING THIS FOR YEARS AND NOTHING BAD HAS EVER HAPPENED TO ME.

**AFTER UNPACKING,  
PIKE GOES TO THE WHEELHOUSE.**

**REPORTING FOR  
WORK SKIPPER -  
I'M READY  
TO START.**

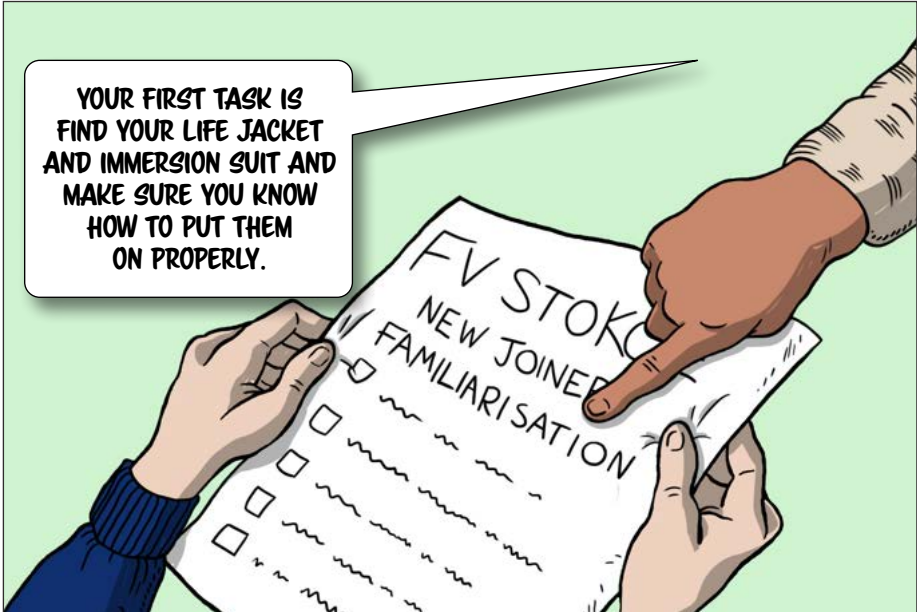
**NO YOU'RE NOT.  
I'M NOT LETTING  
YOU LOOSE ON MY  
BOAT WITHOUT  
FAMILIARISATION  
TRAINING. YOU'RE  
NO USE TO ME IF  
YOU DON'T WORK  
SAFELY OR CAN'T  
HELP IN AN  
EMERGENCY.**

**WHAT IF YOU GET INJURED  
BECAUSE YOU DON'T KNOW  
WHAT YOU ARE DOING? IF  
YOU'RE INJURED, YOU CAN'T  
WORK - AND IF YOU  
CAN'T WORK YOU CAN'T  
MAKE MONEY.**





# Sea survival – give yourself a fighting chance...



COME HERE - I'LL  
SHOW YOU HOW TO  
PUT IT ON PROPERLY.



BRAMBLE, GET YOUR  
LIFEJACKET REPLACED  
IMMEDIATELY - YOU  
WOULDN'T LAST A MINUTE  
IN THE SEA WITH THAT ONE.




IS YOUR LIFEJACKET AND  
IMMERSION SUIT IN GOOD  
CONDITION? CHECK REFLECTIVE  
TAPE, WHISTLE, LIGHT AND STRAPS.  
REMEMBER YOUR LIFE MIGHT  
DEPEND ON IT ONE DAY.

THAT'S MORE  
LIKE IT!

# Fire! Find – Inform – Restrict – Evacuate...

THE SKIPPER GETS THE WHOLE CREW TOGETHER.




IN THE CREW MESS, PIKE IS CHECKING THE NOTICE BOARD. BRAMBLE IS COOKING IN THE GALLEY.





THEN...

THIS IS A DRILL:  
FIRE DETECTOR  
ACTIVATED IN CREW  
CABIN TWO.



THE FIRST TEAM ARE AT THE SCENE.


IF YOU EVER COME  
ACROSS A FIRE, ALWAYS  
REMEMBER **F.I.R.E**



**F** FIND: WHERE'S THE FIRE?



**I** INFORM: LET THE WHEELHOUSE KNOW AS MUCH AS POSSIBLE - LOCATION, TYPE AND SIZE OF FIRE.



**R** RESTRICT: CLOSE THE DOORS AND VENTS TO PREVENT IT SPREADING AND STOP AIR FEEDING THE FIRE.



**E** EVACUATE: IF SAFE TO DO SO, MAKE SURE NEARBY AREAS ARE CLEAR OF PEOPLE - BANG ON DOORS AND SHOUT 'FIRE'.




**SHACKLETON HAS CLOSED THE CABIN DOOR TO CONTAIN THE SIMULATED FIRE.**

**IF THE FIRE CAN BE SAFELY TACKLED WITH A PORTABLE FIRE EXTINGUISHER, THEN MAKE ONE ATTEMPT ONLY. IF IT DOESN'T PUT OUT THE FIRE, CLOSE THE DOOR AND LEAVE IT FOR THE FIRE TEAM WHO WILL HAVE THE RIGHT KIT.**

**BUT YOU MUST CHOOSE THE RIGHT TYPE OF EXTINGUISHER. IF YOU USE THE WRONG TYPE IT COULD MAKE THE SITUATION A LOT WORSE.**






**CARBON DIOXIDE (CO2) EXTINGUISHER: USED ON ELECTRICAL FIRES.**



**DRY POWDER EXTINGUISHER: SUITABLE FOR ALL FIRES EXCEPT DEEP FAT FRYER FIRES.**



**THE INSTRUCTIONS ON HOW TO USE IT ARE ALWAYS PRINTED ON THE EXTINGUISHER.**

**LOOK AT THE DIFFERENT TYPES OF EXTINGUISHER ON BOARD AND MAKE SURE YOU UNDERSTAND THESE INSTRUCTIONS.**



**YOU TRY - IT'S THE  
BEST WAY TO LEARN.**



**SUDDENLY...**

**FIRE ALARM  
ACTIVATED IN  
GALLEY. THIS IS  
NOT A DRILL!**






**IN THE CREW MESS, LOOKING INTO THE GALLEY.**



**SHACKLETON QUICKLY SHUTS THE FIRE DOOR TO CONTAIN THE FIRE.**



**BRAMBLE RUSHES INTO THE GALLEY WITH A WATER EXTINGUISHER.**


**OH NO... MY LUNCH!!**



**FLAMES AND SMOKE BELCH OUT OF THE GALLEY.**

**...NEVER USE A WATER EXTINGUISHER ON AN OIL FIRE!**





WHAT TYPE OF EXTINGUISHER SHOULD THEY USE?



DEBRIEF IN THE WHEELHOUSE.


PIKE, WHAT WOULD HAVE HAPPENED IF WE COULDN'T CONTROL THE FIRE AND WE WERE OUT AT SEA?

DON'T KNOW, SKIPPER.



WE MIGHT HAVE TO ABANDON THE VESSEL. WHAT DOES YOUR FAMILIARISATION SHEET SAY ABOUT THIS?

# Accidents and the right response...





**SHACKLETON ARRIVES  
TO HELP.**




**MAN  
OVERBOARD!!**




**BRAMBLE YOU  
FOOL - YOU COULD  
HAVE DROWNED!**



YOU'VE GOT A  
YOUNG FAMILY  
AT HOME REMEMBER.  
YOU'RE NO GOOD  
TO THEM DEAD.





**BRAMBLE SURVIVES**



PIKE, GET THE MEDICAL  
KIT AND SOME  
BLANKETS. BRAMBLE  
HERE HAS SOME  
MINOR CUTS THAT  
NEED TREATING AND  
WE NEED TO WARM  
HIM UP TO PREVENT  
HYPOTHERMIA.

ILLUSTRATION BY PETER HARRIS





**BRAMBLE GETS PATCHED UP...**

**...WHILE SHACKLETON WRITES THE ACCIDENT REPORT.**


**IDIOT! THIS MEANS MORE PAPERWORK FOR ME... ANOTHER REPORT TO WRITE.**



**SKIPPER IS NOT IMPRESSED.**

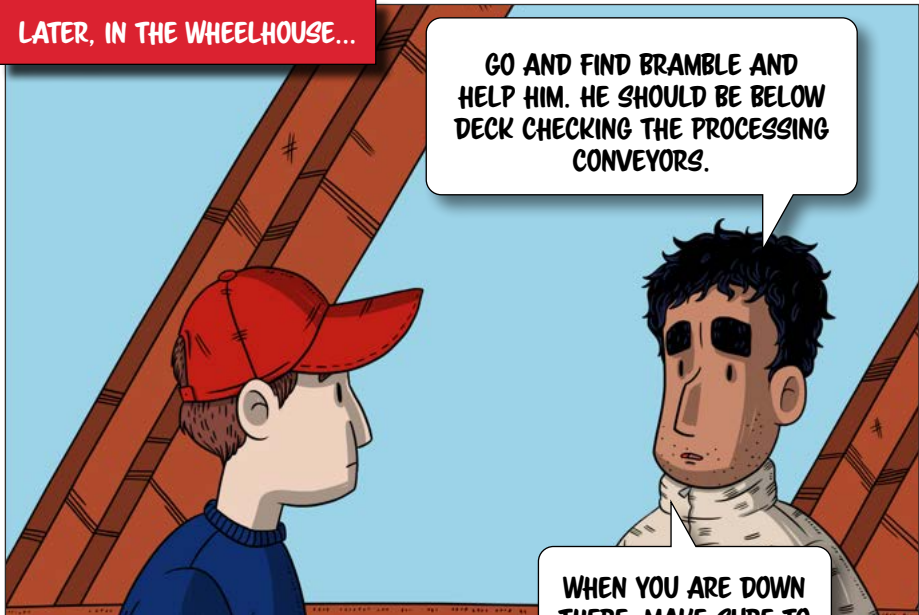
**WE WILL CARRY OUT A PROPER INVESTIGATION AND IT WILL NOT BE A MEANINGLESS PAPERWORK EXERCISE... THIS IS HOW WE DO THINGS ON MY BOAT.**

**ACCIDENT REPORTS ARE VITAL IF WE ARE TO PREVENT THIS SORT OF THING HAPPENING AGAIN-SOMEONE COULD HAVE DIED.**



# Process the catch, not the crew...

LATER, IN THE WHEELHOUSE...



GO AND FIND BRAMBLE AND  
HELP HIM. HE SHOULD BE BELOW  
DECK CHECKING THE PROCESSING  
CONVEYORS.

WHEN YOU ARE DOWN  
THERE, MAKE SURE TO  
CHECK OUT WHERE  
THE EMERGENCY  
EXITS ARE LOCATED  
AND THAT THEY  
ARE CLEAR.




REMEMBER THAT THERE MIGHT BE  
MORE THAN ONE WAY OUT OF A  
SPACE SO KNOW THEM ALL.



**BELOW DECK, BRAMBLE IS GREASING THE CONVEYOR.**

YOU COME TO HELP ME?

YES, FIRST JUST LET ME MOVE THAT EMPTY DRUM THAT'S BLOCKING THE EMERGENCY EXIT.

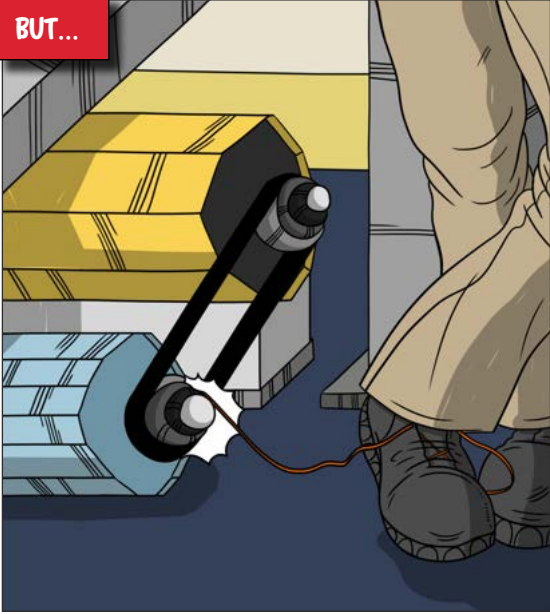


**BRAMBLE STARTS THE CONVEYOR.**






**BUT...**




**LOOK OUT!!**



**PIKE ACTIVATES THE EMERGENCY STOP.**







**BEFORE YOU DO ANY MAINTENANCE WORK ON THESE MACHINES, MAKE SURE THE POWER IS ISOLATED AT THE MAIN BREAKER AND A TAG IS POSTED.**

**NEVER START THE MACHINE UNLESS ALL THE GUARDS ARE IN PLACE.**

# Protecting your personal equipment with personal protective equipment...

**SHACKLETON NOTICES PIKE'S SHOES.**

ARE YOU WEARING THE RIGHT PPE?

I DON'T UNDERSTAND - WHAT'S PPE?

PERSONAL PROTECTIVE EQUIPMENT. ARE THOSE SAFETY SHOES?

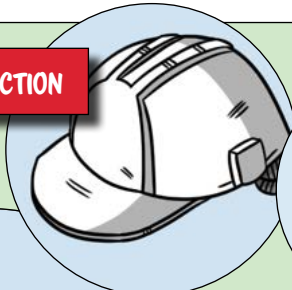
ER... DON'T THINK SO.

**SKIPPER EXPLAINS.**

YOU'VE ALREADY SEEN THERE ARE QUITE A FEW HAZARDS ON A FISHING BOAT. THAT'S WHY IT IS IMPORTANT TO WEAR THE RIGHT CLOTHES.



**HEAD PROTECTION**



**EAR PROTECTION**



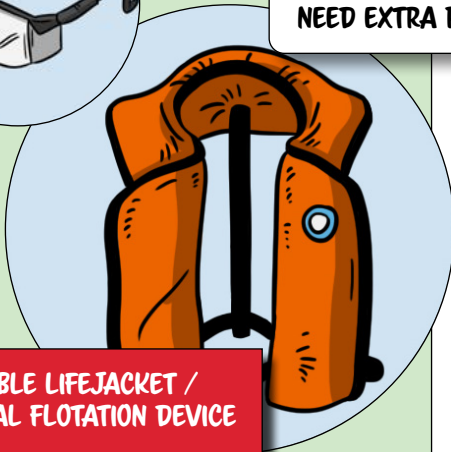
**GLOVES SUITABLE FOR THE TASK**




**SAFETY SHOES WITH SUITABLE SOLES**

FOR SOME JOBS WE WILL TELL WHAT YOU HAVE TO WEAR. BUT SOMETIMES YOU WILL HAVE TO RECOGNISE THE HAZARDS YOURSELF AND DECIDE IF YOU NEED EXTRA PROTECTION.

**EYE PROTECTION**





**INFLATABLE LIFEJACKET / PERSONAL FLOTATION DEVICE**



# Working in the freezer hold and not getting frozen...


LATER, BRAMBLE IS WORKING IN THE FREEZER HOLD...



YOU CANNOT WORK IN THE FREEZER WITHOUT INSULATED CLOTHES AND GLOVES. YOU COULD END UP WITH FROSTBITE AND LOSE YOUR FINGERS OR TOES.

IT'S LUCKY WE SAW YOU IN THERE. IF YOU HAD COLLAPSED AND WE DIDN'T KNOW YOU WERE IN THERE, IT COULD HAVE BEEN HOURS BEFORE ANYONE NOTICED. YOU WOULD BE A DEAD MAN!!

FREEZER HO



**BRAMBLE PUTS ON THE CORRECT CLOTHES.**

THAT'S WHY IT'S IMPORTANT IF YOU ARE GOING TO WORK SOMEWHERE ALONE, MAKE SURE YOU TELL SOMEONE.




# Keeping safe in a confined space...

LATER IN THE CREW MESS...




BELOW DECK, BRAMBLE OPENS THE HATCH FOR THE TANK.





**BRAMBLE AND PIKE FEEL DIZZY.**




**GET AWAY FROM THERE - NOW!!**

**THEY MOVE OUT INTO THE FRESH AIR.**



**THAT WAS HYDROGEN SULPHIDE GAS AND IT CAN KILL YOU. YOU'RE LUCKY YOU COULD SMELL IT - WHEN IT REACHES LETHAL CONCENTRATIONS YOU MIGHT NOT BE ABLE TO SMELL IT.**




**WE HAVE TO TAKE EXTRA PRECAUTIONS IF WE ARE WORKING IN AN AREA WHERE THERE MIGHT JUST BE TOXIC GASES OR LOW LEVELS OF OXYGEN.**

**DANGEROUS GASES LIKE THIS FORM IF THERE IS ANY ROTTING FISH IN THE TANK OR IN THE SEAWATER PIPEWORK. THIS HAS KILLED MANY PEOPLE.**

**NEVER ENTER A TANK OR A CONFINED SPACE WITHOUT TESTING THE ATMOSPHERE, AND ALWAYS HAVE SOMEONE LOOKING OUT FOR YOU. THIS TYPE OF WORK HAS TO BE PROPERLY PLANNED.**





THESE ARE MULTI-GAS DETECTORS, WEAR THEM AND LOOK AFTER THEM. IF THE ALARM GOES OFF THEN **GET OUT OF THE AREA QUICKLY.**



SHACKLETON, RUN THE VENTILATION FANS AT FULL SPEED TO GET RID OF THE GASES BELOW DECK. NOBODY GOES IN THERE UNTIL IT'S TESTED SAFE.

# Working on deck and not getting decked...



YOU TWO - CHECK THE JETTY TO SEE IF THE STORES HAVE ARRIVED.

ON THE QUAYSIDE, BRAMBLE AND PIKE UNLOAD A TRUCK.



COME ON, LET'S GET THESE ON BOARD. THERE WILL BE CIGARETTES AMONGST THAT LOT AND I'M NOT LEAVING WITHOUT THEM.



**THEY CARRY THE STORES ONTO THE VESSEL.**



**CAN YOU SPOT THE HAZARDS?**

**SHACKLETON STOPS THEM.**

**DO YOU KNOW WHAT  
CAUSES MOST  
INJURIES? SLIPS,  
TRIPS AND FALLS.**



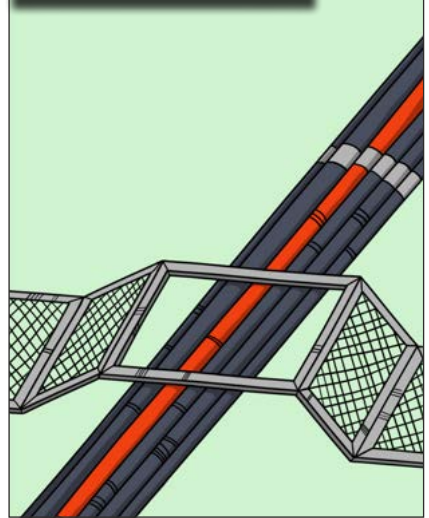
**MAKE SURE YOU CAN ALWAYS  
SEE WHERE YOU ARE GOING.**




**IF YOU SEE SOMETHING THAT  
COULD MAKE YOU SLIP OR TRIP –  
DO SOMETHING ABOUT IT. DO  
NOT LEAVE IT FOR SOMEONE ELSE.**



**IF YOU SEE SOMETHING  
DAMAGED – REPORT IT.**



**BACK ON THE QUAYSIDE,  
BRAMBLE TRIES TO LIFT A  
HEAVY BOX.**



**OK THEN – JUST  
ONE BOX AT A TIME –  
NICE AND SAFE.**



OWWWW!!  
MY BACK!!

NO, NO, NO... IF THE  
BOX IS HEAVY THEN ASK  
FOR HELP - AND LIFT  
WITH YOUR LEGS NOT  
YOUR BACK.




THAT'S MORE LIKE IT.  
BACKS STRAIGHT AND  
LIFT WITH YOUR LEGS!




**MAKE SURE YOU KNOW  
HOW TO LIFT SAFELY.**

# And making sure you don't poison the fish...

LATER ON THE BACK DECK, BRAMBLE IS STRUGGLING WITH HIS SORE FINGER AND BACK.



BRAMBLE QUICKLY DISAPPEARS.










NO RUBBISH GETS THROWN  
OVERBOARD AT ANY TIME.  
IT'S AGAINST THE LAW - EVEN  
WHEN WE'RE OUT AT SEA.

**SHACKLETON SHOWS PIKE THE BOAT'S ENVIRONMENTAL POLICY.**





THE SAME GOES FOR OIL  
AND CHEMICALS - THEY  
MUST NEVER BE Poured  
OR PUMPED DIRECTLY  
INTO THE SEA.



FV STOKOE  
ENVIRONMENTAL POLICY

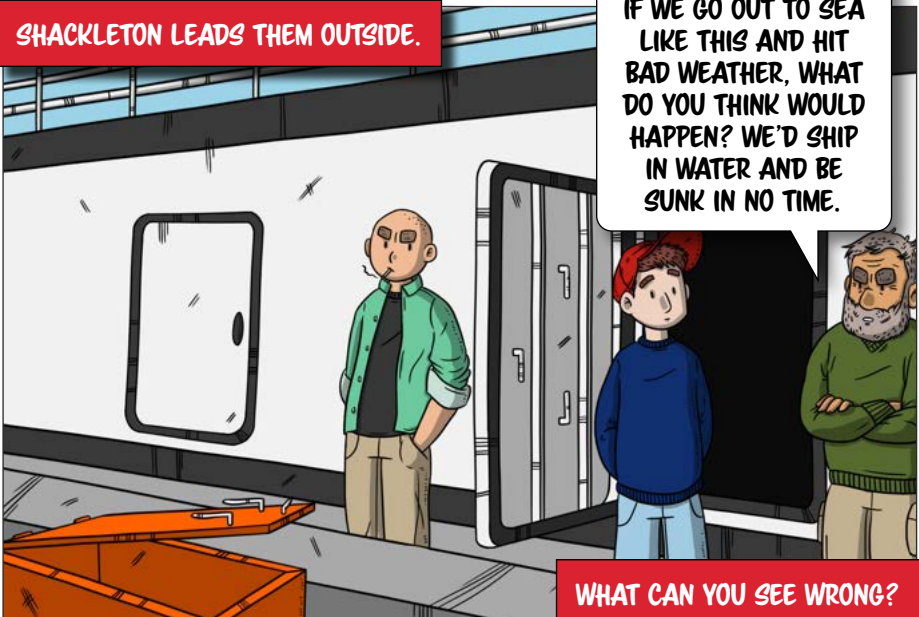
# Finally, get ready for sea and catch some fish...

LATER, BACK IN THE WHEELHOUSE...




**SHACKLETON LEADS THEM OUTSIDE.**

IF WE GO OUT TO SEA LIKE THIS AND HIT BAD WEATHER, WHAT DO YOU THINK WOULD HAPPEN? WE'D SHIP IN WATER AND BE SUNK IN NO TIME.



**WHAT CAN YOU SEE WRONG?**



THAT'S BETTER! MAKE SURE THE DOORS AND HATCH COVERS ARE CLOSED AND FASTENED.



**IN THE WHEELHOUSE...**


**OK - LET'S GET OUT THERE AND EARN SOME MONEY. JUST ONE LAST THING TO DO BEFORE YOU GO BACK OUT THERE...**



**WEAR AN INFLATABLE LIFEJACKET AND MAKE SURE YOUR PERSONAL LOCATOR BEACON IS SWITCHED ON!**



**SAFE OUT...**



**SAFE HOME...**

# Index

Accident report	19	Gloves	28
Alarm, fire	11	Guards, conveyor	24
Carbon dioxide (CO <sub>2</sub> ) extinguisher	10	Hatch covers	41
Confined spaces	29	Heavy box lifting	35
Conveyors	20	Hydrogen sulphide gas	30
Crew mess	29	Hypothermia, preventing	17
Departure checks	40	Immersion suit	4
Doors	41	Insulated clothing	28
Drill, fire	6	Lifejacket	4
Dry power extinguisher	10	Life raft	15
Electrical fire	10	Lifting heavy boxes	35
Emergency exits	20	Light	5
Emergency stop	22	Liquid fire	9
Enclosed spaces	29	Machine guards	24
Environmental policy	39	Man overboard	15
Familiarisation training	3	Medical kit	18
Fire alarm	11	Mess	29
Fire, electrical	10	Oil fire	9
Fire extinguisher, carbon dioxide (CO <sub>2</sub> )	10	Personal locator beacon	42
Fire extinguisher, dry powder	10	Personal protective equipment	25
Fire extinguisher, foam	9	Pre-departure checks	40
Fire extinguisher, water	9	Quayside	33
Fire drill	6	Reflective tape	5
Fire, galley	12	Refrigerated seawater tanks	29
Fire, liquid	9	Rotten egg smell	29
Fire, oil	9	Rubbish disposal	37
Fire, solid	9	Shoes	25
Fire, wood	9	Slips, trips and falls	34
First aid	18	Solid fire	9
Fish conveyors	20	Straps	5
Foam extinguisher	9	Stores, carrying	34
Freezer hold	27	Ventilation fans	32
Frostbite	28	Water extinguisher	9
Galley fire	12	Wheelhouse	2
Garbage disposal	37	Whistle	5
Gas detector	32	Wood fire	9

Published by The North of England P&I Association Limited  
The Quayside, Newcastle upon Tyne, NE1 3DU, United Kingdom

Telephone +44 191 232 5221

Fax +44 191 261 0540

Email [loss.prevention@sunderlandmarine.com](mailto:loss.prevention@sunderlandmarine.com)

[loss.prevention@nepia.com](mailto:loss.prevention@nepia.com)

All rights reserved. No part of this publication may be reproduced, stored in a retrieval system or transmitted in any form or by any means (electronic, mechanical, photocopying, recording or otherwise) without the written permission of the publisher.

Copyright © The North of England P&I Association Limited 2016

The Author asserts moral copyright in the work.

ISBN 978-0-9935555-9-6

Author: Sunderland Marine Insurance Company Limited  
and The North of England P&I Association Limited

Printed and bound in the UK

### **Acknowledgements**

Illustrations by Jennifer Kirkham

### **Disclaimer**

The purpose of this guide is to provide a source of information which is additional to that available to the maritime industry from regulatory, advisory and consultative organisations. While care is taken to ensure the accuracy of the information, no warranty of accuracy is given and users of that information are expected to satisfy themselves that the information is relevant and suitable for the purposes to which it is applied. In no circumstances whatsoever shall the contributors or The North of England P&I Association or Sunderland Marine be liable to any person whatsoever for any loss or damage whensoever or howsoever arising out of or in connection with the supply (including negligent supply) or use of this information.



# Safe Out, Safe Home

## A safety guide for new fishing crew

A Loss Prevention Guide from Sunderland Marine.

Fishing boats are exciting and rewarding places to work, but working at sea is very different to working on land. It is a constantly moving and changing place, where the unexpected often happens. It is also isolated, with only you and the other crew members to keep you safe.

Teamwork is essential. You need to play your full part – as much for your own safety as for the safety of your fellow crew. In summary, you need to know the risks and be fully prepared for them.

Starring new joiner Pike and old hands Shackleton and Bramble, this book is written by fishing insurance experts. They deal with fishing boat accidents every day, most of which could have been prevented if the crew had thought more about risk and worked better together.

The book is designed to help you when joining a vessel. It can also help skippers and old hands, both as a refresher and for training new crew. It takes you through the basic familiarisation procedures you should get on every fishing boat, including your safety clothing, fire drills and giving first aid.

It also explains how to remain safe when working in different parts of the boat – such as on deck, in machinery rooms and in the freezer holds. Above all it will help to ensure you stay safe on the trip out, during the fishing and on the trip back home.

With market-leading expertise, unrivalled technical knowledge and flexible support, Sunderland Marine is your marine fixed premium insurer of choice. We provide fixed premium insurance across three key areas: Owners P&I, Commercial Hull & Liability and Aquaculture. We understand that as Policyholders, you have unique needs – that's why we provide stability, trust and appropriate policy advice for your business now, and in the future. Sunderland Marine insurance products are underwritten by North P&I, a leading global marine insurer.

**ISBN: 978-0-9935555-9-6**